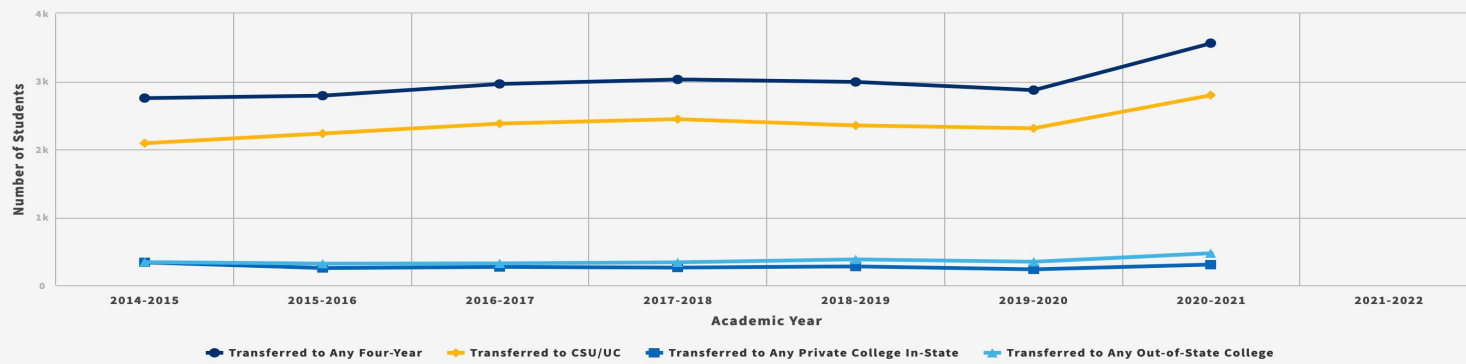


### Transferred to a Four-Year Institution

Among students in selected student journey, the number of students who earned 12 or more units at any time and at any college up to and including the selected year, who exited the community college system, and who enrolled in a four-year institution in the selected year



**Source:** Chancellor's Office Management Information System, National Student Clearing House

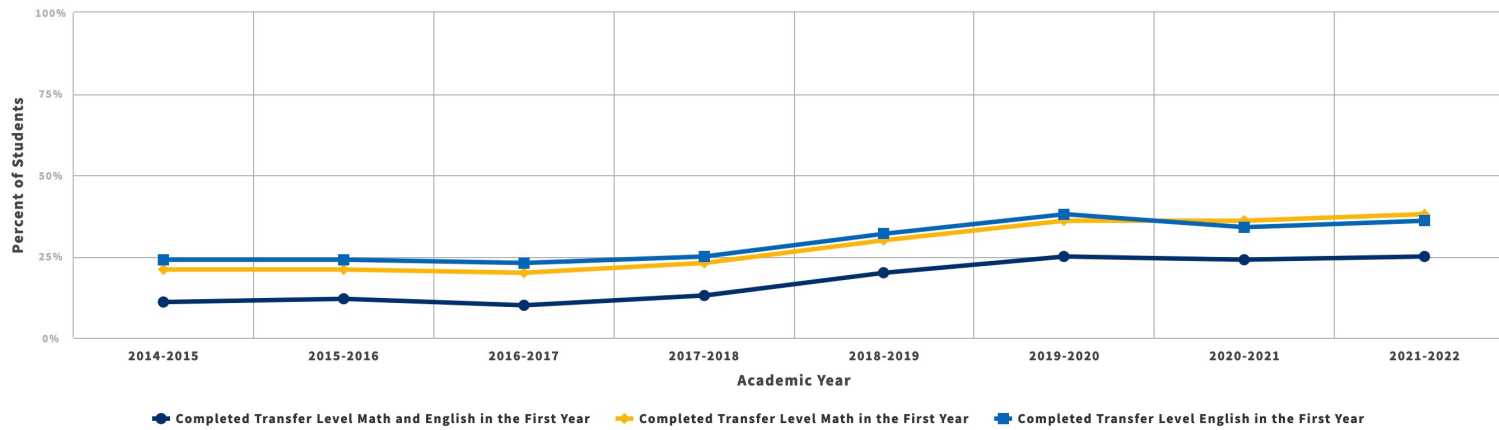
#### Technical Definition

**Note:** When interpreting percentages displayed in the hover over for completion and transfer, please take into consideration that the denominator encompasses all students included in the Student Journey selection made. Therefore, if "All Students" is selected above, then students with different educational goals and course-taking patterns in the SSM dashboard are included in the denominator.

DA Transfers 3472 (13%)

## Completed Transfer-Level Math and English

Among students in selected student journey, the proportion who completed transfer-level math and English in their first academic year of credit enrollment within the district



**Source:** Chancellor's Office Management Information System

[Technical Definition](#)

**Note:** Explore an expanded definition of the Completed Transfer-Level Math and English metric in the [Metrics Under Development](#) section.

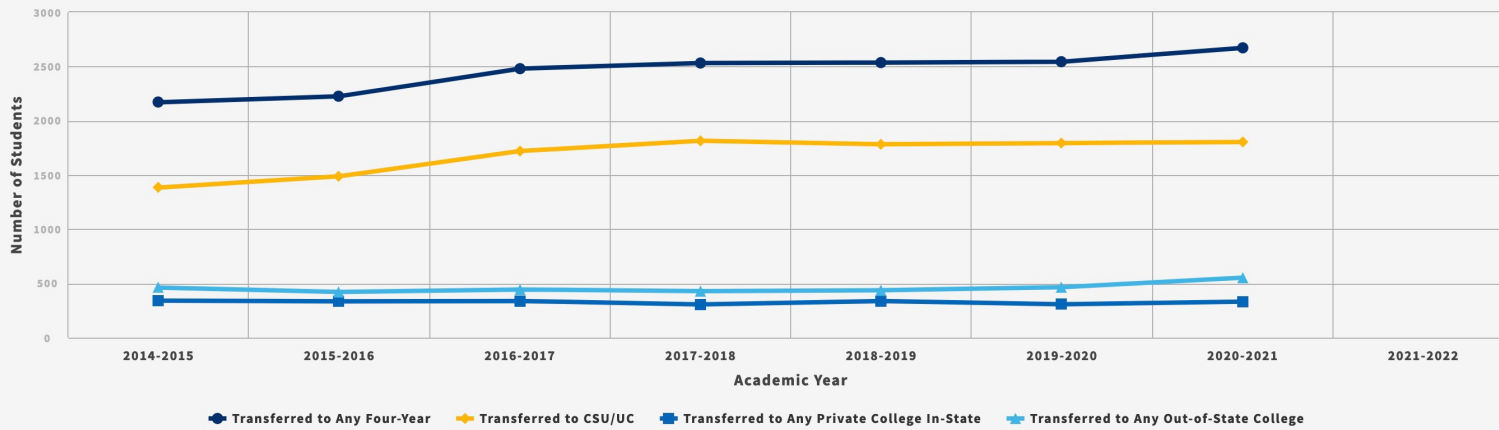
DA Completion of Transfer Level Math and English 1840 (29%)

Source: Chancellor's Office Management Information System

[Technical Definition](#)

### Transferred to a Four-Year Institution

Among students in selected student journey, the number of students who earned 12 or more units at any time and at any college up to and including the selected year, who exited the community college system, and who enrolled in a four-year institution in the selected year



Source: Chancellor's Office Management Information System, National Student Clearing House

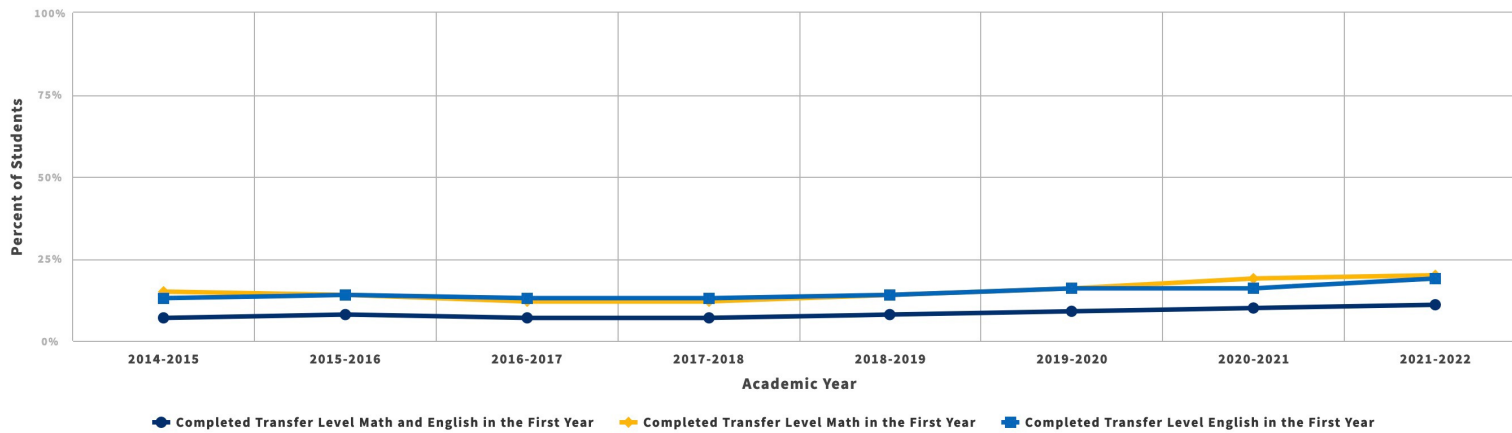
[Technical Definition](#)

**Note:** When interpreting percentages displayed in the hover over for completion and transfer, please take into consideration that the denominator encompasses all students included in the Student Journey selection made. Therefore, if "All Students" is selected above, then students with different educational goals and course-taking patterns in the SSM dashboard are included in the denominator.

FH Transfers 2672 (10%)

## Completed Transfer-Level Math and English

Among students in selected student journey, the proportion who completed transfer-level math and English in their first academic year of credit enrollment within the district



**Source:** Chancellor's Office Management Information System

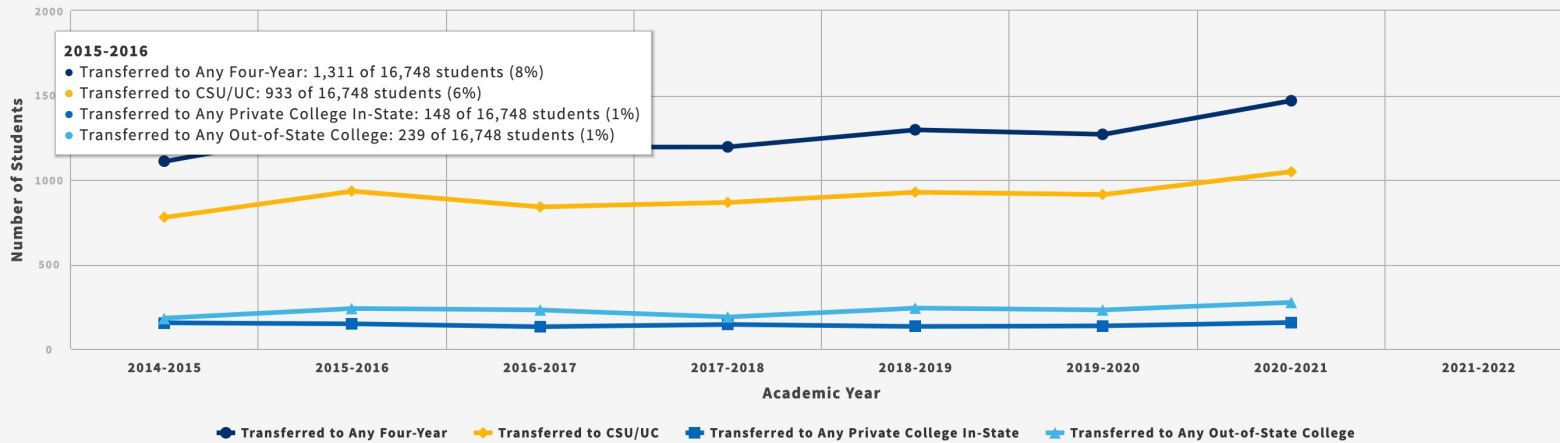
[Technical Definition](#)

**Note:** Explore an expanded definition of the Completed Transfer-Level Math and English metric in the [Metrics Under Development](#) section.

FH Completion of Transfer Level Math and English 632 (13%)

## Transferred to a Four-Year Institution

Among students in selected student journey, the number of students who earned 12 or more units at any time and at any college up to and including the selected year, who exited the community college system, and who enrolled in a four-year institution in the selected year



**Source:** Chancellor's Office Management Information System, National Student Clearing House


### Technical Definition

**Note:** When interpreting percentages displayed in the hover over for completion and transfer, please take into consideration that the denominator encompasses all students included in the Student Journey selection made. Therefore, if "All Students" is selected above, then students with different educational goals and course-taking patterns in the SSM dashboard are included in the denominator.

WVC Transfers 1311 (8%)

## Completed Transfer-Level Math and English

Among students in selected student journey, the proportion who completed transfer-level math and English in their first academic year of credit enrollment within the district



**Source:** Chancellor's Office Management Information System

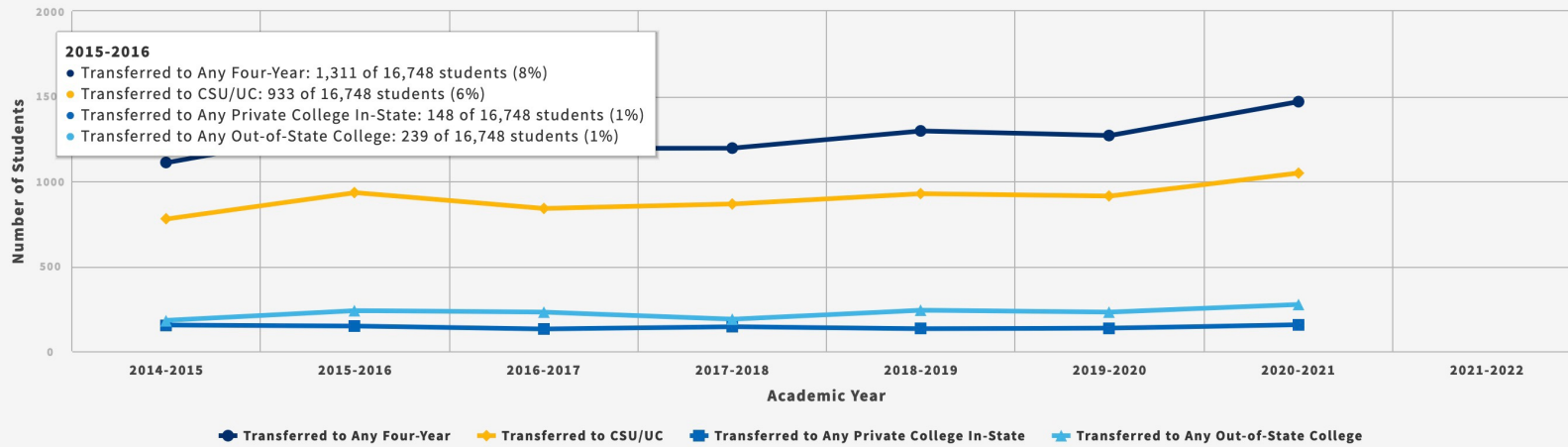
[Technical Definition](#)

**Note:** Explore an expanded definition of the Completed Transfer-Level Math and English metric in the [Metrics Under Development](#) section.

WVC Completion Rates on Transfer Match and English 231 (8%)

## Transferred to a Four-Year Institution

Among students in selected student journey, the number of students who earned 12 or more units at any time and at any college up to and including the selected year, who exited the community college system, and who enrolled in a four-year institution in the selected year



**Source:** Chancellor's Office Management Information System, National Student Clearing House


### Technical Definition

**Note:** When interpreting percentages displayed in the hover over for completion and transfer, please take into consideration that the denominator encompasses all students included in the Student Journey selection made. Therefore, if "All Students" is selected above, then students with different educational goals and course-taking patterns in the SSM dashboard are included in the denominator.

EVC Transfers 1311 (8%)

## Completed Transfer-Level Math and English

Among students in selected student journey, the proportion who completed transfer-level math and English in their first academic year of credit enrollment within the district



**Source:** Chancellor's Office Management Information System

[Technical Definition](#)

**Note:** Explore an expanded definition of the Completed Transfer-Level Math and English metric in the [Metrics Under Development](#) section.

EVC Completion Rates on Transfer Match and English 8%